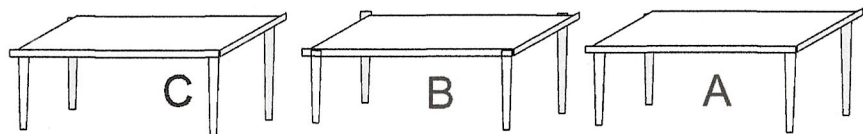





10 RIFLE Stage Safely  
 10 PISTOL Holstered  
 4+ S/G Stage Safely

## Stage 3



Start at any Position with hands touching (not lifting) gun of choice. Must use 3 positions. When ready say: **Hawaii became a state in 1959!**

Start at "C" or "A" Firearm at the Ready.

Pistols at "A": Engage targets as follows:

1, 3, 3, 2, 2, 2, 4, 4, 4, 4

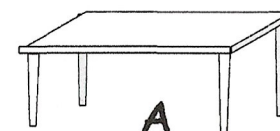
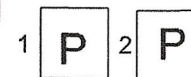
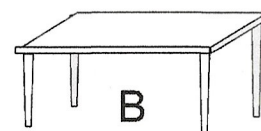

Rifle at "B": Repeat Pistol Instructions.

S/G at "C": engage targets until down.

Note: Stage from Oregon St. match

10 RIFLE Staged safely  
 10 PISTOL Holstered  
 4+ Shotgun Staged safely

## Stage 4



Start at A. Wearing a Lei w/thumbs in gun belt. When ready say: **Is it Luau time yet?**

ATB, At "A" or "B" Guns In Any Order.

Pistols from "A" Engage as follows:

1, 2, 2, 2, 1, 2, 1, 1, 1, 2 or 2, 1, 1, 1, 2, 1, 2, 2, 2, 1

Rifle from "B": Repeat pistol instructions

Shotgun from "B": Engage S/G targets until down.

Note: Ignore red center target.

Note: Stage from Oregon St. match